

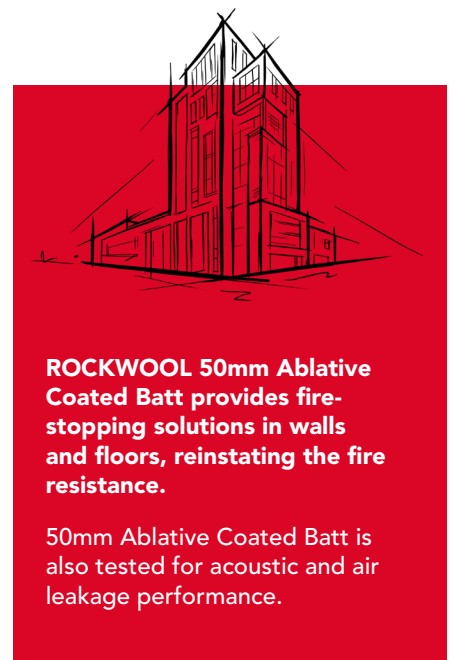
# FirePro® 50mm Ablative Coated Batt

Fire-stopping solution for voids in walls and floors

*FirePro® 50mm Ablative Coated Batt has been replaced by a newer product, FirePro® CB50. This datasheet remains available to support existing projects and specifications.*

*For new specifications, ROCKWOOL highly recommends the use of FirePro CB50.*

*For product information and guidance, visit:  
[www.rockwool.com/uk/products/firepro-cb50/](http://www.rockwool.com/uk/products/firepro-cb50/)*



# FirePro 50mm Ablative Coated Batt



The ROCKWOOL Ablative Coated Batt comprises a high-density stone wool core, pre-coated on both sides with our high-performance ablative coating.

Ablative Coated Batt has been comprehensively tested as part of the ROCKWOOL FirePro range of fire protection products, specifically for use in service penetrations, head of wall and other void seals.

- Can provide fire resistance from a single thickness batt
- Comprehensively tested as part of the FirePro suite of solutions
- Suitable for sealing wall and floor voids containing most commonly used services and substrates
- Can be used as a blank seal and a head of wall seal
- Lightweight and simple to install
- Tested for air tightness, providing an additional smoke and acoustic seal

## APPLICATIONS

- Multiple substrates including: solid walls and floors; flexible walls
- Multi-service penetrations
- Head of wall
- Blank seals
- Face-fixed applications
- Large-framed service voids

For a fully comprehensive list of applications, please refer to the appropriate ROCKWOOL standard details available at [www.rockwool.com/uk](http://www.rockwool.com/uk) or contact the ROCKWOOL Technical Solutions Team.

# FirePro 50mm Ablative Coated Batt

## PERFORMANCE

### Fire performance

Tests have proved the capability of a single 50mm Batt to provide up to 2 hours' fire resistance Integrity and Insulation ratings which are dependent upon the service penetrations and void size. Where 4 hours integrity and insulation are required we recommend the use of our 60mm Ablative Coated Batt. *\*Subject to the application*

50mm Ablative Coated Batt has been certified by UL and CE marked to EAD 350454-00-1104.

Use the links below to access further information on fire performance:

[UL-EU Certificate - UL-EU-01208-CPR >](#)

[ETA 22/0157 >](#)

[Certificate of constancy of performance - 2531-CPR-CXO10265 >](#)

[Fire-stopping Standard Details Guide >](#)

### Acoustic performance

Tested for head of wall:

- Rw= up to 48db (2 x Coated batts)
- Rw= up to 37db (1 x Coated batts)

The correct use of Coated batt within concealed cavities and voids will reduce the level of transmitted sound:

- Rw= up to 52 db (2 x Coated batts) - incorporating 48mm O/D PVC /15mm copper pipe penetrations.
- Rw= up to 34 db (1x Coated batts) - incorporating 48mm O/D PVC /15mm copper pipe penetrations.

For specific acoustic requirements please contact ROCKWOOL Technical Solutions.

## PRODUCT INFORMATION

Property	Description
Length	1200mm
Width	600mm
Thickness	50mm
Fire resistance	*Up to 2 hours
Density	160kg/m <sup>3</sup>
Air leakage	0.8m <sup>3</sup> /h/m <sup>2</sup>

*\*Subject to the application*

## STANDARDS AND APPROVALS

Certificate
BS EN 1366-3: 2009 and the dedicated fire resistance standard for linear joint seals, BS EN 1366-4:2006. Ablative Coated Batt has been classified in accordance with BS EN 13501-2.
CE marked to EAD 350454-00-1104.



For further information on the full scope of fire performance please refer to the appropriate standard details available [www.rockwool.com/uk](http://www.rockwool.com/uk) or contact ROCKWOOL Technical Solutions.

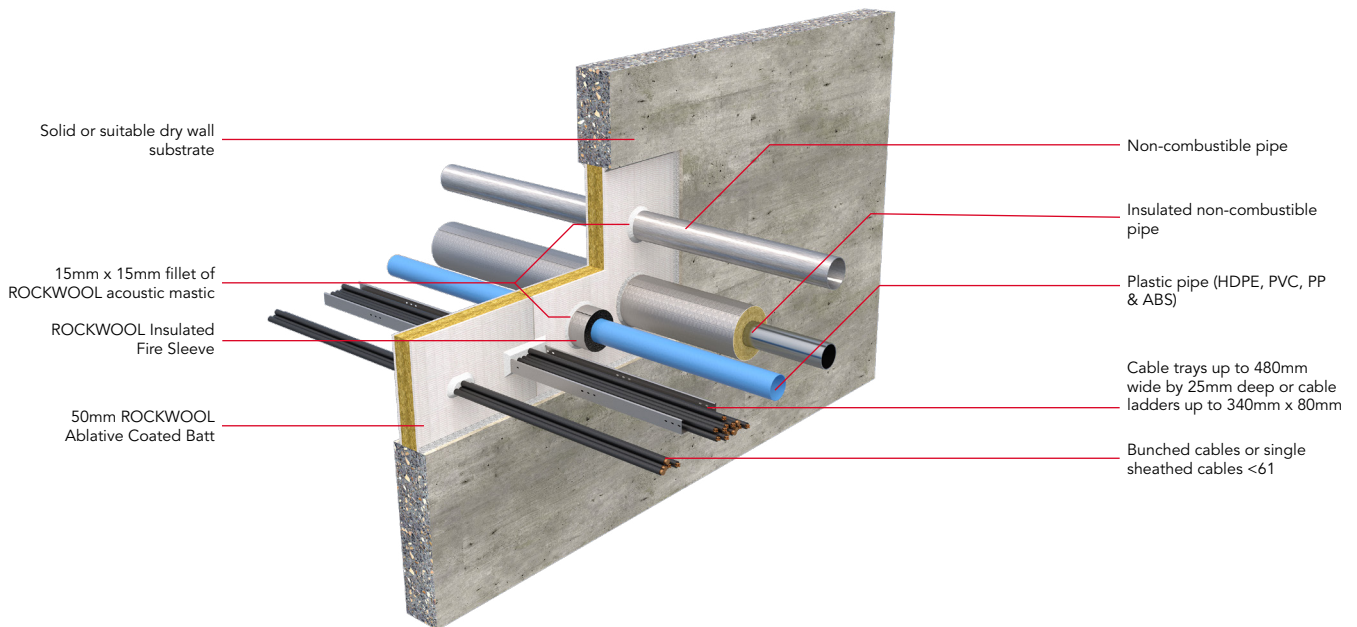
*Important: All Ablative Coated Batt fire resistance tests were conducted using ROCKWOOL FirePro ancillary products as appropriate.*

# FirePro 50mm Ablative Coated Batt

## INSTALLATION

1. Make sure that the area within the aperture is clean of any debris and remove any dust from the edges.
2. Cut ROCKWOOL Ablative Coated Batt to the size and shape required to fit the aperture ensuring that batt will make a tight fit with all edges of the aperture.
3. Cut rectangular holes from the coated batt to accommodate cable trays or ladders containing cables.
4. Cut the Coated Batt across its width at the mid-point of each rectangular hole to enable the Batt to be fitted into the aperture.
5. Apply ROCKWOOL Acoustic Intumescent Sealant to all edges of the Batt ensuring that an even cover is achieved over the entire thickness of the Batt. This should include the outer edges of the Batt and the edges of the cuts made across the Batt to allow fitting into the aperture.
6. Insert the Batt into the aperture.
7. Apply a bead of ROCKWOOL Acoustic Intumescent Sealant approximately 15mm wide around the perimeter of the Batt ensuring that all gaps between the Batt and surrounding edges are fully filled.
8. Apply a bead of ROCKWOOL Acoustic Intumescent Sealant approximately 15mm wide where cables pass through the Batt. Ensure that the sealant fully enclosed each cable within the tray or ladder and that all gaps are fully filled.
9. Repeat step 7 and 8 on the other side of the Batt.

*Other installation information: FirePro Ablative Coated Batts are not intended for use as load-bearing seals. Where a load-bearing seal is required, ROCKWOOL FirePro Compound should be considered.*



*For a comprehensive range of ROCKWOOL solutions for penetrating services passing through the Ablative Coated Batt, please refer to the applicable ROCKWOOL standard details available at [www.rockwool.com/uk](http://www.rockwool.com/uk) or contact ROCKWOOL Technical Solutions.*

# FirePro 50mm Ablative Coated Batt

## BUILDING SAFETY AND PRODUCT USE

### LEGAL NOTICES

#### General safety requirements – Building Safety Act 2022

ROCKWOOL Limited is committed to supporting specifiers, resellers and users of ROCKWOOL products for the full life cycle of the product to comply with the obligations and responsibilities set out in the Building Safety Act 2022. With regard to the general safety requirements of the Act, ROCKWOOL Limited cannot control or foresee every situation where its products might be used. We therefore strongly advise that specifiers, resellers and users contact us where use of ROCKWOOL products is contemplated in applications different from those explicitly described in the latest, relevant ROCKWOOL product datasheets; especially in applications that can be reasonably foreseen as critical to safety.

ROCKWOOL Limited reserves the right to amend the specification of its products without notice. Changes to the ROCKWOOL manufacturing process, or to pertinent regulations, may be reflected in changes to tested and certified product performance. Whilst ROCKWOOL Limited endeavours to keep its publications up to date, readers will appreciate that between publications there may be pertinent changes in the law or other developments affecting the accuracy of the information contained in our publications.

ROCKWOOL Limited does not accept responsibility for the consequences of using (including testing or certifying) its products in applications different from those explicitly described in the relevant ROCKWOOL product datasheets. Expert advice should be sought, and ROCKWOOL Limited should be contacted, where such different use is contemplated, or where the extent of any use described by ROCKWOOL Limited is in doubt.

#### The ROCKWOOL Trademark

ROCKWOOL® - our trademark

The ROCKWOOL trademark was initially registered in Denmark as a logo mark back in 1936. In 1937, it was accompanied with a word mark registration; a registration which is now extended to more than 60 countries around the world.

The ROCKWOOL trademark is one of the most important assets of the ROCKWOOL Group, and is therefore well-protected and defended by ROCKWOOL throughout the world.

If you require permission to use the ROCKWOOL logo for your business, advertising or promotion, you must apply for a Trade Mark Usage Agreement.

To apply, write to:  
[marketcom@rockwool.com](mailto:marketcom@rockwool.com)

#### Trademarks

Registered trademarks of the ROCKWOOL Group include but are not limited to:

ROCKWOOL®, RockClose®, RainScreen Duo Slab®, HardRock®, RockFloor® Flexi®, RockFall®, FirePro®, DuctRock®, BeamClad®, NyRock®

© ROCKWOOL 2025.  
All rights reserved.

#### Photography and illustrations

The product illustrations are the property of ROCKWOOL Limited and have been created for indicative purposes only.

Unless indicated below, the photography and illustrations used in this guide are the property of ROCKWOOL Limited. We reserve all rights to the usage of these images.

If you require permission to use ROCKWOOL images, you must apply for a Usage Agreement.

To apply, write to:  
[marketcom@rockwool.com](mailto:marketcom@rockwool.com)

### HEALTH & SAFETY

A Material Safety Data Sheet is available and can be downloaded from [www.rockwool.com/uk](http://www.rockwool.com/uk) to assist in the preparation of risk assessments, as required by the Control of Substances Hazardous to Health Regulations (COSHH)

# FirePro 50mm Ablative Coated Batt

## ROCKWOOL stone wool - safe to install and live alongside

There are no hazardous classifications associated with stone wool insulation manufactured by ROCKWOOL-UK according to EU REACH and UK REACH regulations on health and the environment.

ROCKWOOL safe use instruction sheets and material safety data sheets (where applicable) can be downloaded [here](#).



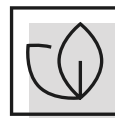
### Sustainability

ROCKWOOL products are used to enrich modern living, creating safer, healthier and more climate-resilient communities.

We transform abundant, natural volcanic rock into stone wool insulation products that are used to reduce energy demand, lower fuel bills and help address society's climate change challenges.

ROCKWOOL stone wool insulation is recyclable and can be transformed into new ROCKWOOL products. Please contact us for details of how we can work together to recycle waste ROCKWOOL stone wool material that may be generated during on-site installation.

Our annual sustainability reports, which set out progress against our sustainability goals, and further details of the positive impacts of using our products can be found on our website.



### Environment

ROCKWOOL takes a fact-based, auditable approach to documenting our progress in maximising our products' positive impact and minimising the effect our operations have on the environment, backed by third-party references and methodologies. Further details can be found online in our annual sustainability report.

Our high-tech production process uses filters, pre-heaters, after-burners and other cleaning and collection systems that help to reduce the effects of our manufacturing operations on the environment.

ROCKWOOL stone wool insulation does not contain (and has never contained) gases that have ozone depletion potential (ODP) or global warming potential (GWP).

