

ORWH-SH-112D1F,000 ✓ ACTIVE

OEG | SCHRACK Miniature PCB Relay ORWH


TE Internal #: 1-1721150-3

Power Relays, General Purpose Power Relay, Monostable, 360 mW
Coil Power Rating DC, 400 Ω Coil Resistance, SCHRACK Miniature
PCB Relay ORWH

[View on TE.com >](#)



Relays & Contactors > Relays > Power Relays > Miniature PCB Relay - ORWH - 10 Amp



Relay Type: **General Purpose Power Relay**

Coil Magnetic System: **Monostable**

Coil Power Rating DC: **360 mW**

Coil Resistance: **400 Ω**

Coil Special Features: **UL Coil Insulation Class F**

[All Miniature PCB Relay - ORWH - 10 Amp \(5\)](#)

Features

Product Type Features

Relay Type	General Purpose Power Relay
------------	-----------------------------

Configuration Features

Coil Special Features	UL Coil Insulation Class F
Contact Arrangement	1 Form C (CO)
Contact Number of Poles	1

Electrical Characteristics

Coil Current	.03 A
Insulation Initial Dielectric Between Open Contacts	750 Vrms
Contact Limiting Short-Time Current	10 A
Coil Power Rating	.36 W
Insulation Initial Dielectric Between Adjacent Contacts	750 Vrms
Insulation Initial Resistance	1000 M Ω



Insulation Initial Dielectric Between Contacts & Coil	1500 Vrms
Contact Limiting Making Current	10 A
Contact Limiting Continuous Current	10 A
Output Voltage Rating (AC Relays)	0 – 277 Vrms
Contact Limiting Breaking Current	10 A
Coil Power Rating DC	360 mW
Coil Resistance	400 Ω
Coil Voltage Rating	12 VDC
Contact Current Rating	15 A
Contact Switching Load (Min)	100mA @ 5V
Contact Switching Voltage (Max)	28 VDC
Contact Voltage Rating	28 VDC

Body Features

Enclosure Type	Sealed
Primary Product Color	Black
Product Weight	9.5 g[.335 oz]

Contact Features

Contact Material	AgZnO
------------------	-------

Termination Features

Relay Connection Type	PCB Termination
Terminal Configuration	Solder Pins

Mechanical Attachment

Product Mount Type	Printed Circuit Board
--------------------	-----------------------

Dimensions

Insulation Clearance Between Contact & Coil	3.2 mm[.126 in]
Insulation Creepage Between Contact & Coil	3.2 mm[.126 in]
Product Width	15.5 mm[.61 in]
Product Length	19 mm[.748 in]
Product Height	15.8 mm[.622 in]

Usage Conditions

Environmental Category of Protection	RTIII
Environmental Ambient Temperature (Max)	70 °C[158 °F]

Operating Temperature Range	-30 – 70 °C[-22 – 158 °F]
-----------------------------	---------------------------

Operation/Application

Actuating System	DC
Output Switching	Random
Coil Magnetic System	Monostable

Packaging Features

Packaging Method	Box & Tray
------------------	------------

Other

Length Class (Mechanical)	16 – 20 mm
Insulation Initial Dielectric Between Coil & Contact Class	1500 – 6000 V
Height Class (Mechanical)	15 – 16 mm
Environmental Ambient Temperature Class	70 – 85 °C
Width Class (Mechanical)	12 – 16 mm

Product Compliance

[For compliance documentation, visit the product page on TE.com>](#)

EU RoHS Directive 2011/65/EU	Compliant
EU ELV Directive 2000/53/EC	Compliant
China RoHS 2 Directive MIIT Order No 32, 2016	No Restricted Materials Above Threshold
EU REACH Regulation (EC) No. 1907/2006	Current ECHA Candidate List: JUNE 2024 (241) Candidate List Declared Against: JUNE 2023 (235) Does not contain REACH SVHC
Halogen Content	Not Low Halogen - contains Br or Cl > 900 ppm.
Solder Process Capability	Wave solder capable to 265°C

Product Compliance Disclaimer


This information is provided based on reasonable inquiry of our suppliers and represents our current actual knowledge based on the information they provided. This information is subject to change. The part numbers that TE has identified as EU RoHS compliant have a maximum concentration of 0.1% by weight in homogenous materials for lead, hexavalent chromium, mercury, PBB, PBDE, DBP, BBP, DEHP, DIBP, and 0.01% for cadmium, or qualify for an exemption to these limits as defined in the Annexes of Directive 2011/65/EU (RoHS2). Finished electrical and electronic equipment products will be CE marked as required by Directive 2011/65/EU. Components may not be CE marked. Additionally, the part numbers that TE has identified as EU ELV compliant have a maximum concentration of 0.1% by weight in homogenous materials for lead, hexavalent chromium, and mercury, and 0.01% for cadmium, or qualify for an exemption to these limits as defined in the Annexes of Directive 2000/53/EC (ELV). Regarding the REACH Regulation, the information TE provides on SVHC in articles for this part number is based on the latest European Chemicals Agency (ECHA) 'Guidance on requirements for substances in articles' posted at this URL: <https://echa.europa.eu/guidance-documents/guidance-on-reach>

Compatible Parts



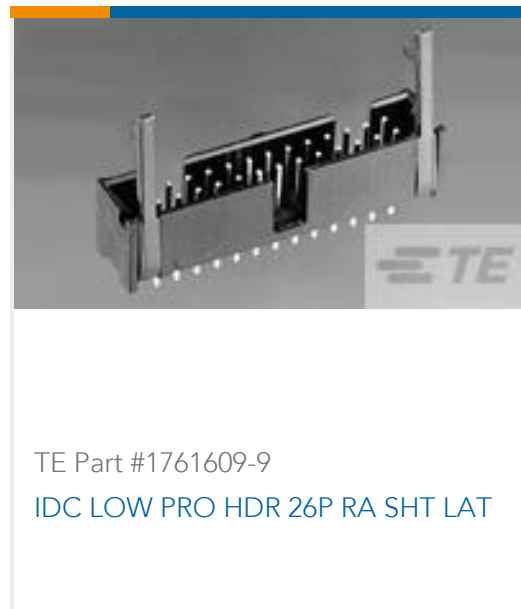
TE Part # 1-1721150-0
ORWH-SH-105D1F,000

Also in the Series | SCHRACK Miniature PCB Relay ORWH



Power Relays(14)

Customers Also Bought



TE Part #1761609-9
IDC LOW PRO HDR 26P RA SHT LAT



TE Part #103311-1
010 LOPRO HDR RA 30DP



TE Part #6-2176237-1
CPF A 0603 100K 0.1% 25PPM 5K RL



TE Part #4-2176325-9
CRGP 0402 100K 1%



TE Part #2176325-7
CRGP 0402 33R 1%



TE Part #1-456405-2
CRIMPER WIRE .080 F



TE Part #1-2176237-3
CPF A 0603 100R 0.1% 25PPM 5K RL



TE Part #1-464962-0
ANVIL, COMBINATION

Documents

[Product Drawings](#)
[ORWH-SH-112D1F,000](#)
English



CAD Files

Customer View Model

[ENG_CVM_CVM_1-1721150-3_G.3d_igs.zip](#)

English

Customer View Model

[ENG_CVM_CVM_1-1721150-3_G.3d_stp.zip](#)

English

Customer View Model

[ENG_CVM_CVM_1-1721150-3_G.2d_dxf.zip](#)

English

3D PDF

3D

By downloading the CAD file I accept and agree to the [Terms and Conditions](#) of use.

Datasheets & Catalog Pages

[ORWH Series Relay Data Sheet English](#)

English

Product Specifications

[Definitions General Purpose Relays](#)

English

Agency Approvals

[CQC_CERT_18002196616_C1](#)

English