

NF32-SV
NF63-CV
NF63-SV
NF63-HV

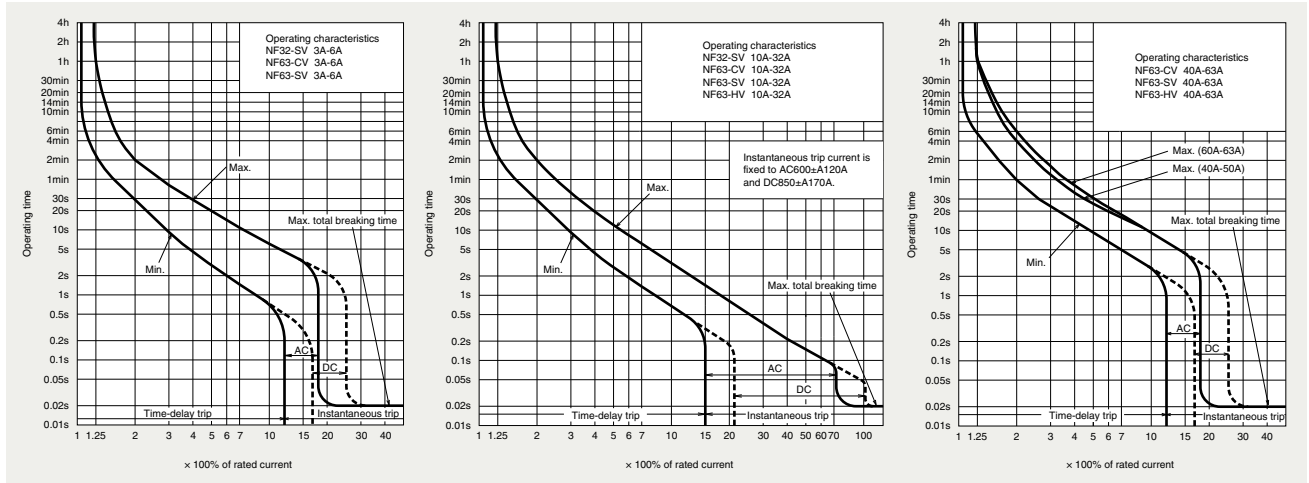


NF63-SV

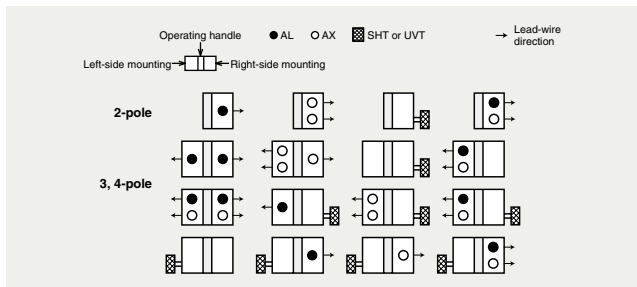
Model		NF32-SV			NF63-CV			NF63-SV			NF63-HV																
Rated current In (A)		3	4	(5)	6	10	15	3	4	(5)	6	10	(15)	3	4	(5)	6	10	15	20	25	30	32	40	50	60	63
Number of poles		2			3			2			3			2			3			4							
Rated insulation voltage Ui (V)		600			600			600			600			690													
Rated short-circuit breaking capacity (kA)	IEC 60947-2 (Icu/Ics)	AC	690V	-			-			-			2.5/2.5														
			500V	2.5/2.5			2.5/2.5			7.5/7.5			7.5/7.5														
			440V	2.5/2.5			2.5/2.5			7.5/7.5			10/8														
			415V	2.5/2.5			2.5/2.5			7.5/7.5			10/8														
			400V	5/5			5/5			7.5/7.5			10/8														
			380V	5/5			5/5			7.5/7.5			10/8														
			230V	7.5/7.5			7.5/7.5			15/15			25/19														
DC	250V (*1)	2.5/2.5			2.5/2.5			7.5/7.5			7.5/7.5																
Standard attached parts (front connection)		Mounting screw: M4x0.7x55 (2 and 3P: 2pcs, 4P: 4pcs) Insulation barrier: (2P: 1pc, 3P: 2pcs, 4P: 3pcs) (*2)																									

Notes *1 Use two poles for three- and four-pole products. Not available for use with connection as shown at the bottom of page 672.
*2 Supplied with NF63-SV and NF63-HV.

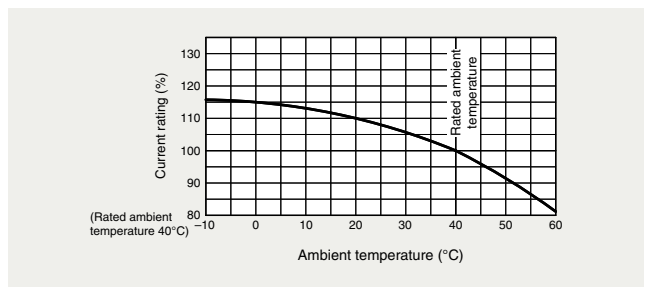
Operating Characteristics



Internal Accessories



Temperature Compensation Curve



External Accessories

Accessories		Type name	Accessories		Type name		
Operating handle	F	2P: F-05SV2 3, 4P: F-05SV	Mechanical interlock	MI	2, 3P: MI-05SV3 4P: MI-05SV4		
	V	2P: V-05SV2 3, 4P: V-05SV		Terminal cover	Small	TC-S	2P: TCS-05SV2 3P: TCS-05SV3
	Handle lock device	LC				LC-05SV	Large
HL (*1)		HLF-05SV HLN-05SV	4P: TCL-05SV4				
HL-S		HLS-05SV	Skeleton		TTC	2P: TTC-05SV2 3P: TTC-05SV3	
			Rear		BTC	2P: BTC-05SV2 3P: BTC-05SV3	
			Plug-in		PTC	2P: PTC-05SV2 3P: PTC-05SV3	
			IEC 35mm rail mounting adapters		DIN-05SV		

Note *1 HLF types are used for OFF lock and HLN types for ON lock.